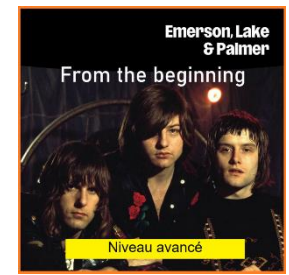


From The Beginning

Conforme bande "son" . Niveau : Avancé

1972

Par by Emerson, Lake & Palmer Vérifié JFA 20/12/25 key : Am Tempo : 133 Bpm



[Intro]

<https://www.youtube.com/watch?v=aRfY0e0uJWo>

(Harmonique)

Tablature for Harmonic Intro:

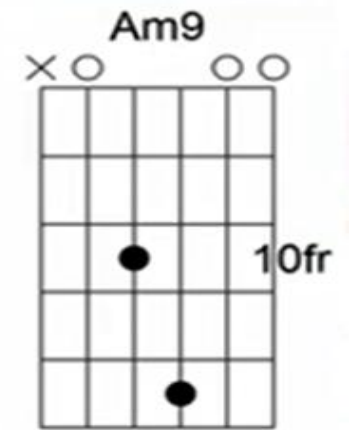
```

e | --12-----10-12-7--5--7h8-7-----0- |
B | --12-----p5--5-7-8-----8/13-----0- |
G | --12-----0-----12----- |
D | --12-----10----- |
A | -----0-----0----- |
E | -12----- |
    
```

h= hammer

p = pull off

/ Slide

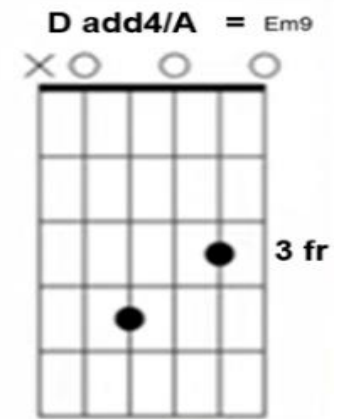


Arpège

Tablature for Arpeggio:

```

e | -----0-----0-----0-----0-----0-----0-----0----- |
B | ---10-10---10-10---11-11---11-11---6-6---6-6---6-6---6-6--- |
G | ---11---11-11---11-10---10-10---10-5---5-5---5-5---5-5--- |
D | -0-----0-----0-----0-----0-----0-----0-----0----- |
A | ----- |
E | ----- |
    
```



Tablature for the main theme start:

```

e | ----- |
B | -----3-3----- |
G | -----12----- |
D | ---0---10---4-4--- |
A | ---0---0---0--- |
E | ----- |
    
```

Annotations: "Am9 Dadd4/A début du thème principal ici" with a blue arrow pointing to the start of the main theme. "Bend" with arrows pointing to the 3rd fret bends on the E string.

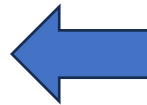
La corde La à vide est tapée entre ces deux accords durant tout le titre

Instrumental (jouez encore cette ligne ci-dessous)

Nota : Durant tout le morceau vous devez taper la corde La à vide avant ces accords

Am9

Dadd4/A

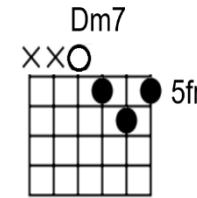
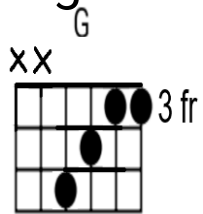
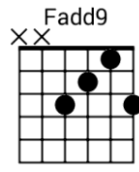
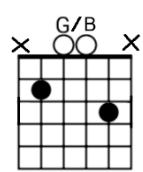
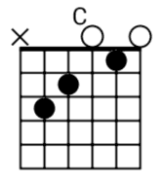
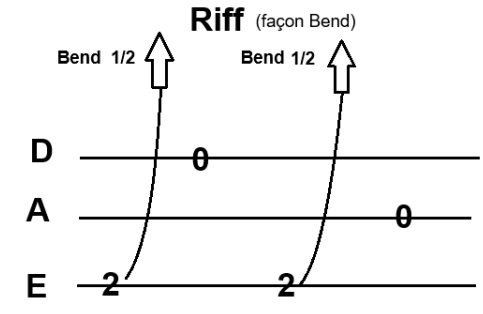


Début du chant ici.

Am9

Dadd4/A

It might have been things I missed



C

G/B

Fadd9

G

Dm7

F# G

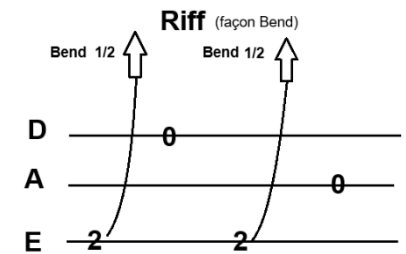
But don't be unkind, it don't mean I'm blind

F# G correspond au riff ci-dessus

Am9

Dadd4/A

Perhaps there's a thing or two



C

G/B

Fadd9

G

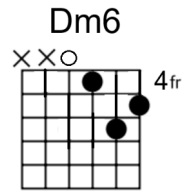
Dm7

F# G

I think of lying in bed, I shouldn't have said

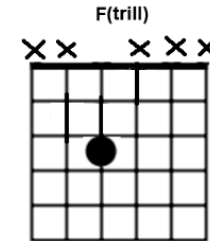
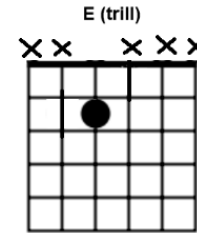
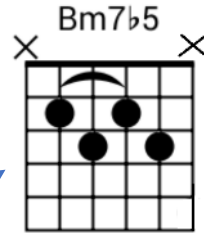
Am9 Dadd4/A Am9 Dadd4/A

But there it is.



Dm7 Dm6

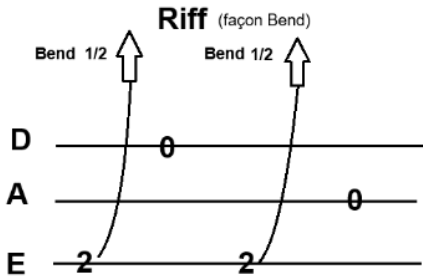
You see it's all clear



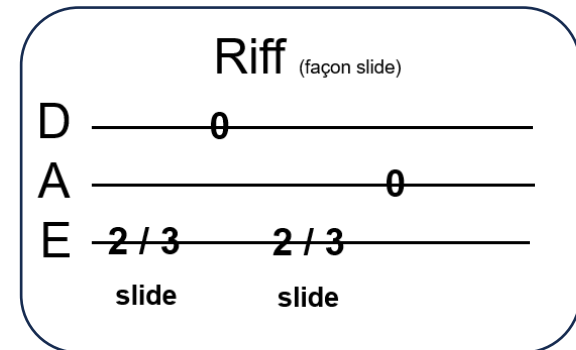

Dm7

Bm7b5 E F E F (trill)

You were meant to be here



Nota : vous pouvez remplacer le riff bend par ce riff slide



F# G

Am9

Dadd4/A

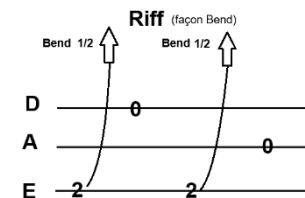
Am9

Dadd4/A

From the beginning

Am9 Dadd4/A

Maybe I might have changed



C G/B Fadd9 G

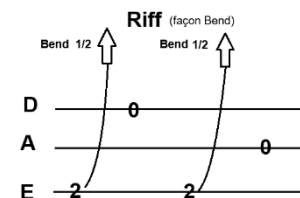
And not been so cruel,

Dm7 F# G

not been such a fool

Am9 Dadd4/A

Whatever was done is done



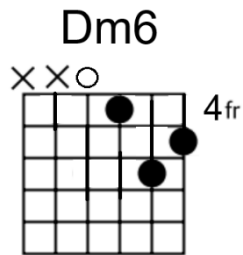
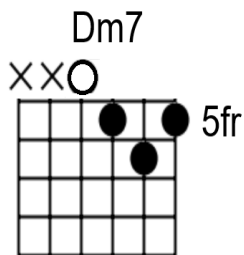
C G/B Fadd9 G

I just can't recall, it doesn't matter at all

Dm7 F# G

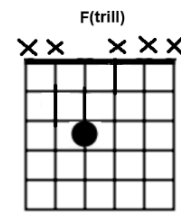
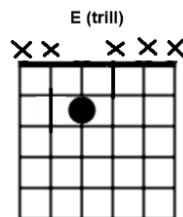
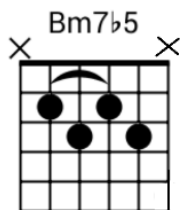
[Transition instrumentale]

Am9 Dadd4/A Am9 Dadd4/A



Dm7 Dm6

You see its all clear

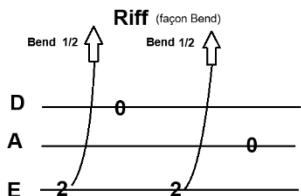


Bm7b5

E F E F (trill)

Dm7

You were meant to be here



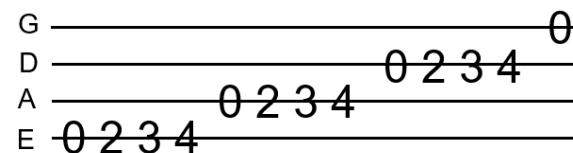
F#/G

Am9

Dadd4/A



Riff descente avant le début du solo



From the beginning

Début du Solo jusqu'à la fin. (Solo non décrit dans cette tablature)

Nota : Cette tablature s'appuie principalement sur la version proposée par le site. [TecnicaPerChitarra](https://www.youtube.com/watch?v=gzSI7BZrSFE&t=3s).

<https://www.youtube.com/watch?v=gzSI7BZrSFE&t=3s>

Vous trouverez d'autres versions sur internet avec des différentes variantes.

